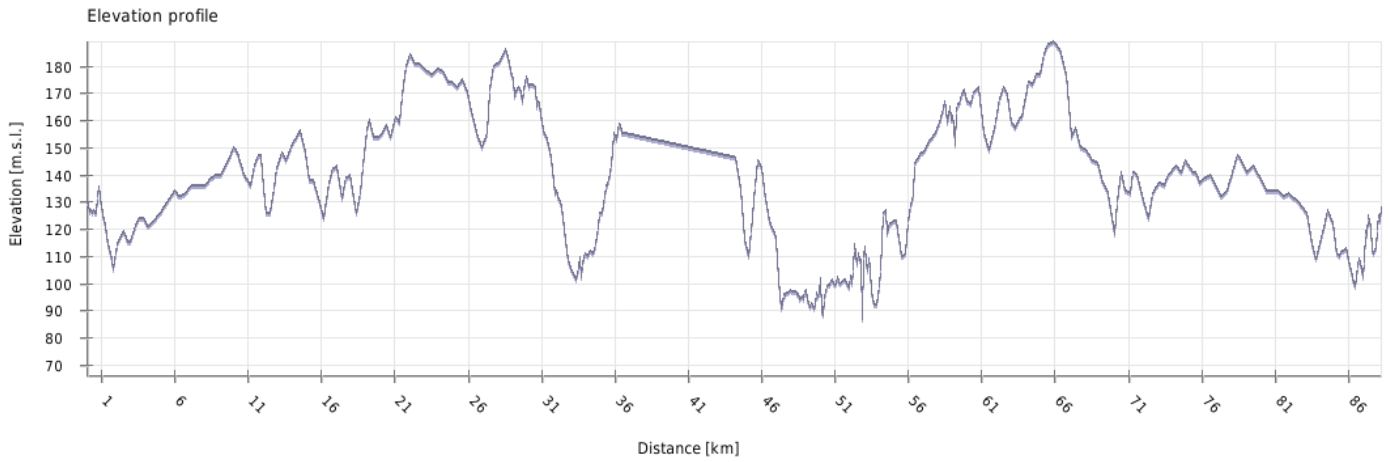
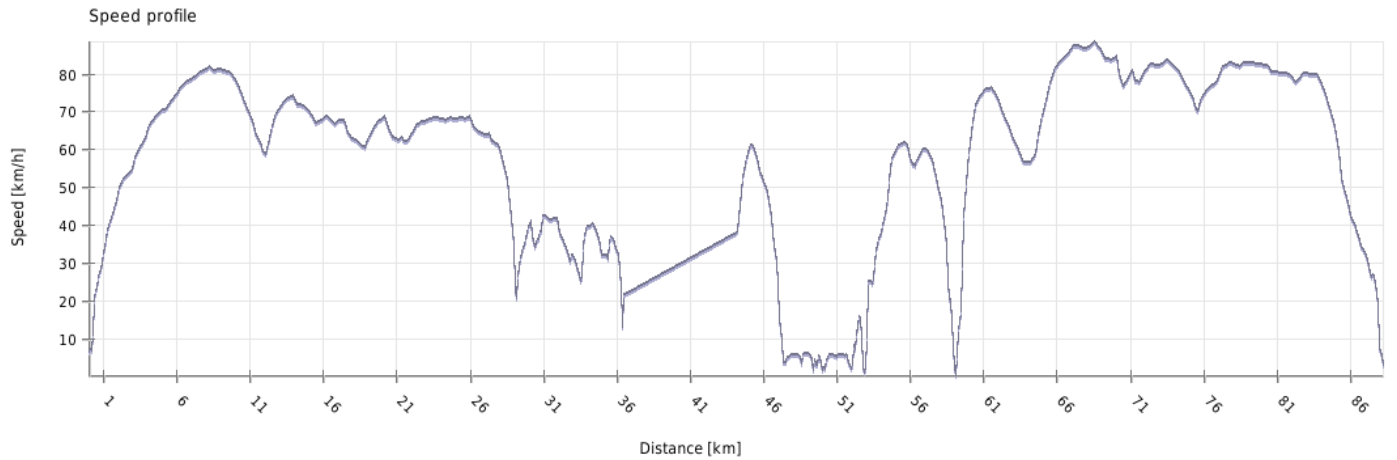


Elevation



Minimum elevation:	66 m.s.l.
Maximum elevation:	189 m.s.l.
Average elevation:	121.4 m.s.l.
Maximum difference:	123 m
Total climbing:	1152 m
Total descent:	1148 m
Start elevation:	127.3 m.s.l.
End elevation:	131 m.s.l.
Final balance:	3.7 m

Speed

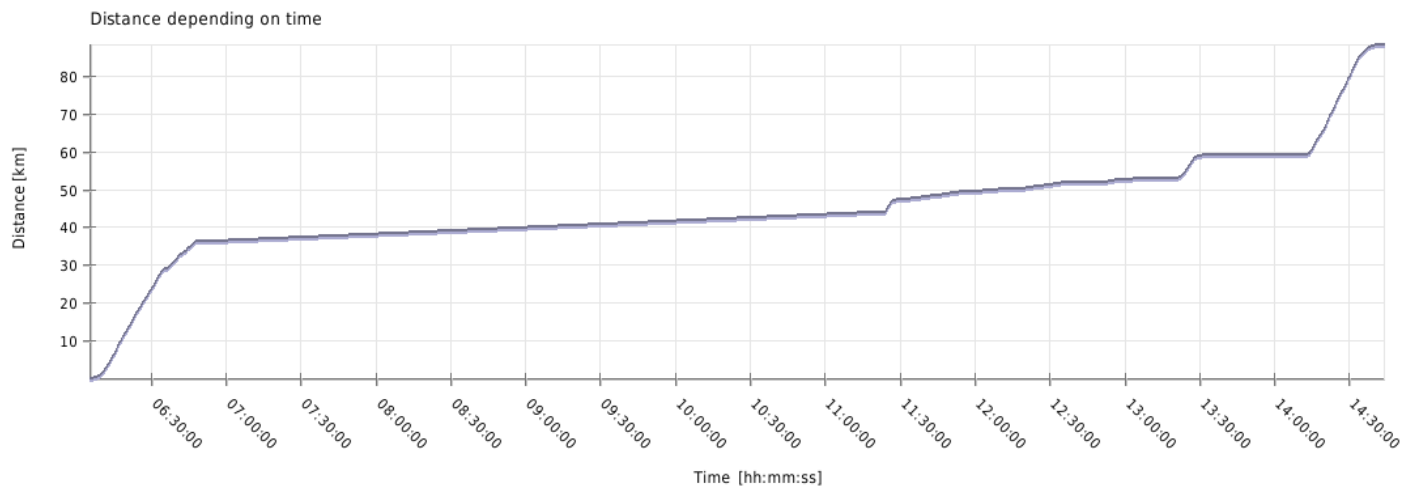


Minimum speed:	0.2 km/h
Maximum speed:	88.5 km/h
Average climbing speed :	40.9 km/h
Average descent speed :	42.5 km/h
Average flat speed:	16.8 km/h
Average speed:	36.6 km/h

Time

Date of track:	16.9.2008
Start time:	07:04:55
End time:	15:43:53
Total track time:	8h 38m 58s
Climbing time:	1h 45m 57s
Descent time:	6h 16m 57s
Flat time:	36m 04s

Distance



Total flat distance: 87.9 km

Total real distance: 88.2 km

Climbing distance: 36.3 km

Descent distance: 44.4 km

Flat distance: 7.6 km