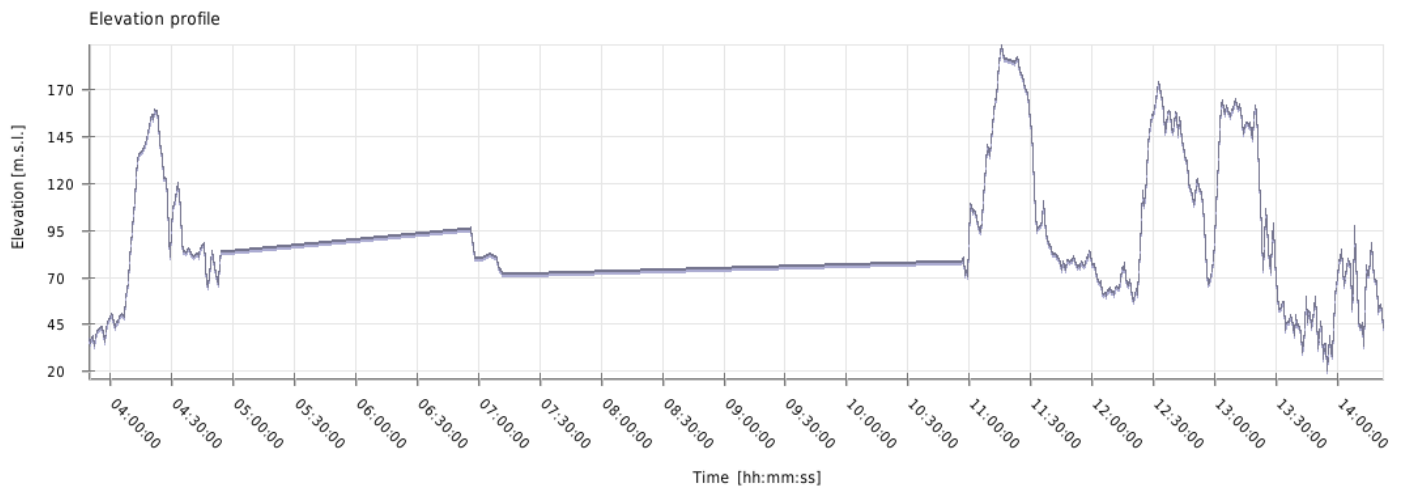
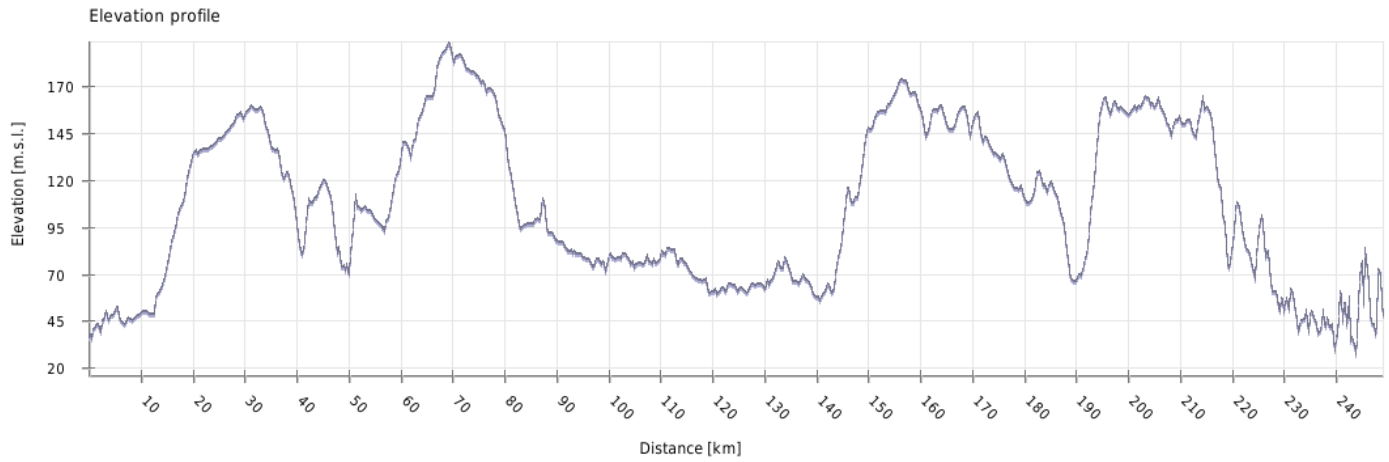
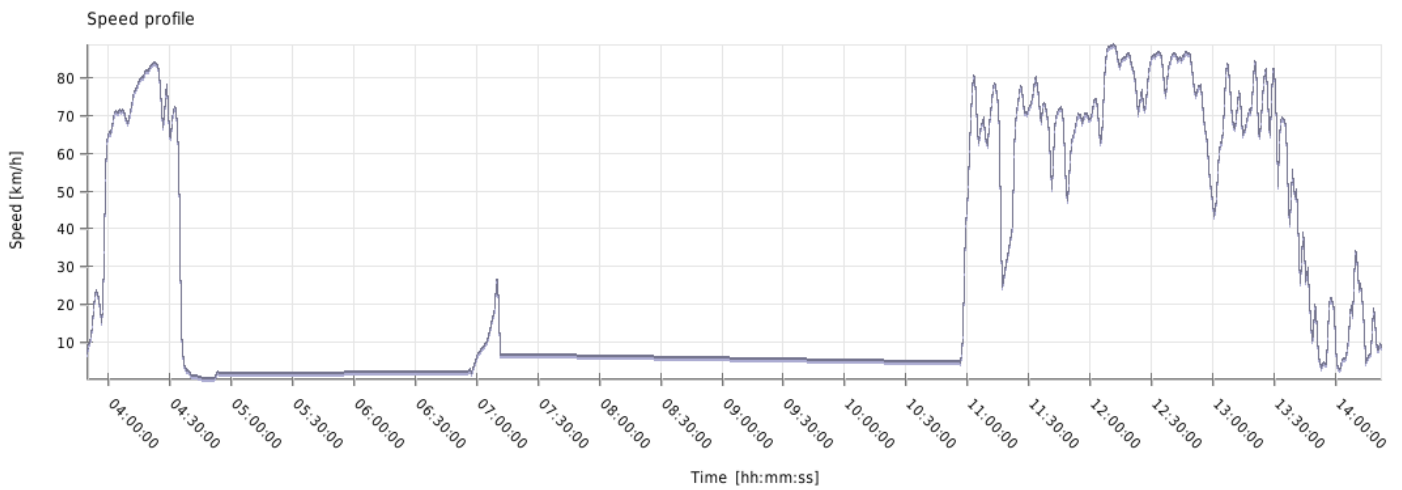
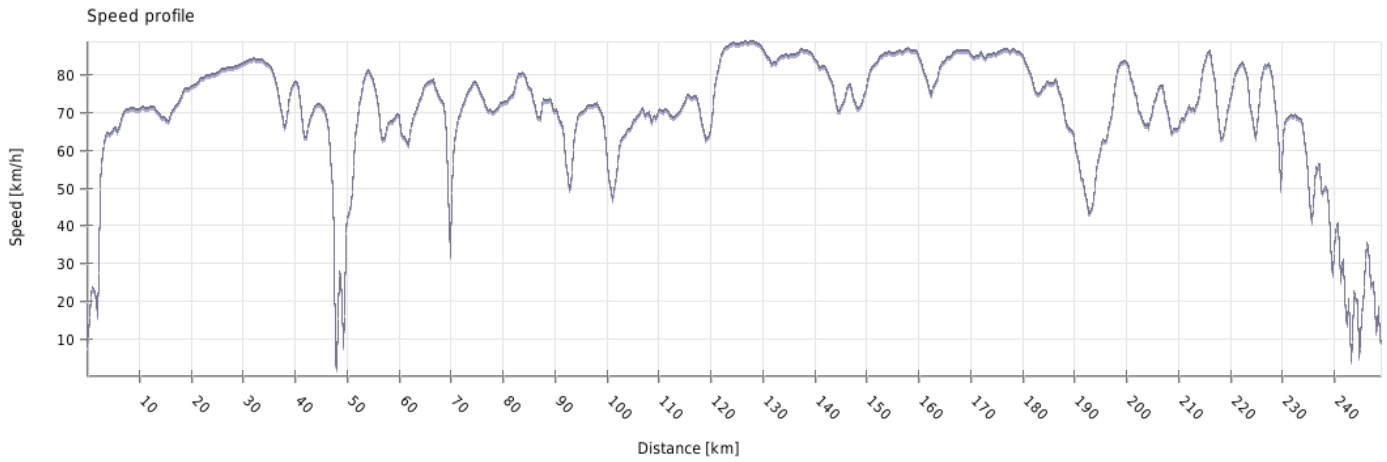


## Elevation



|                     |             |
|---------------------|-------------|
| Minimum elevation:  | 16 m.s.l.   |
| Maximum elevation:  | 194 m.s.l.  |
| Average elevation:  | 90.8 m.s.l. |
| Maximum difference: | 178 m       |
| Total climbing:     | 1560 m      |
| Total descent:      | 1552 m      |
| Start elevation:    | 36.7 m.s.l. |
| End elevation:      | 44 m.s.l.   |
| Final balance:      | 7.3 m       |

## Speed



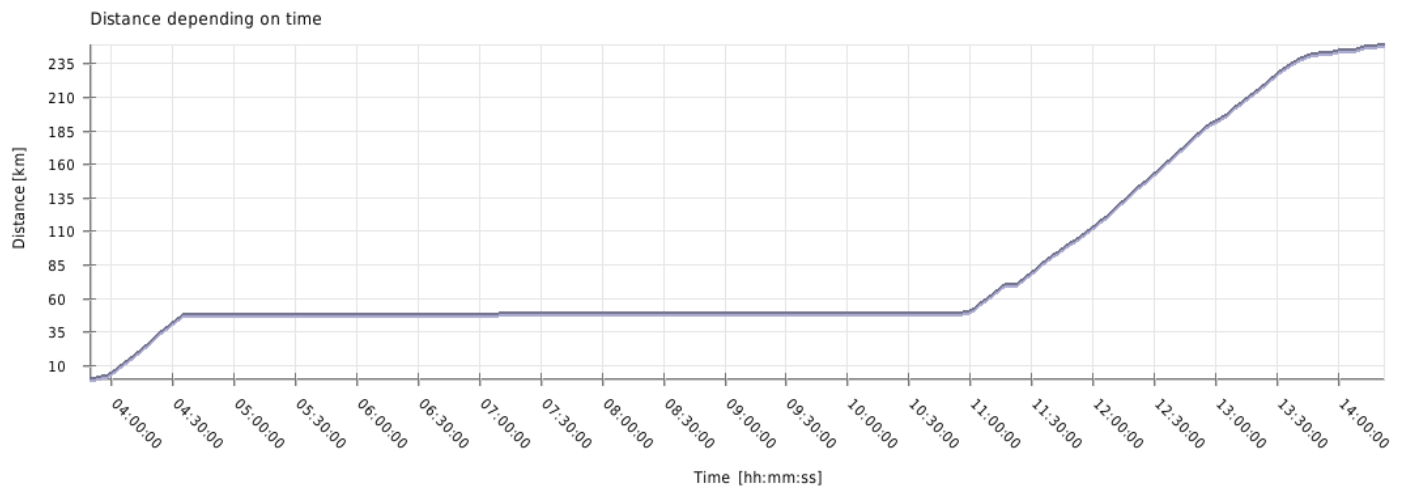
|                          |           |
|--------------------------|-----------|
| Minimum speed:           | 0.3 km/h  |
| Maximum speed:           | 88.6 km/h |
| Average climbing speed : | 61.7 km/h |
| Average descent speed :  | 65.2 km/h |
| Average flat speed:      | 63 km/h   |
| Average speed:           | 63.4 km/h |

## Time

---

|                   |             |
|-------------------|-------------|
| Date of track:    | 10.9.2008   |
| Start time:       | 04:49:32    |
| End time:         | 15:22:23    |
| Total track time: | 10h 32m 51s |
| Climbing time:    | 7h 50m 00s  |
| Descent time:     | 2h 05m 56s  |
| Flat time:        | 36m 55s     |

## Distance



|                      |          |
|----------------------|----------|
| Total flat distance: | 248.8 km |
|----------------------|----------|

|                      |        |
|----------------------|--------|
| Total real distance: | 249 km |
|----------------------|--------|

|                    |          |
|--------------------|----------|
| Climbing distance: | 105.3 km |
|--------------------|----------|

|                   |          |
|-------------------|----------|
| Descent distance: | 108.6 km |
|-------------------|----------|

|                |         |
|----------------|---------|
| Flat distance: | 35.1 km |
|----------------|---------|