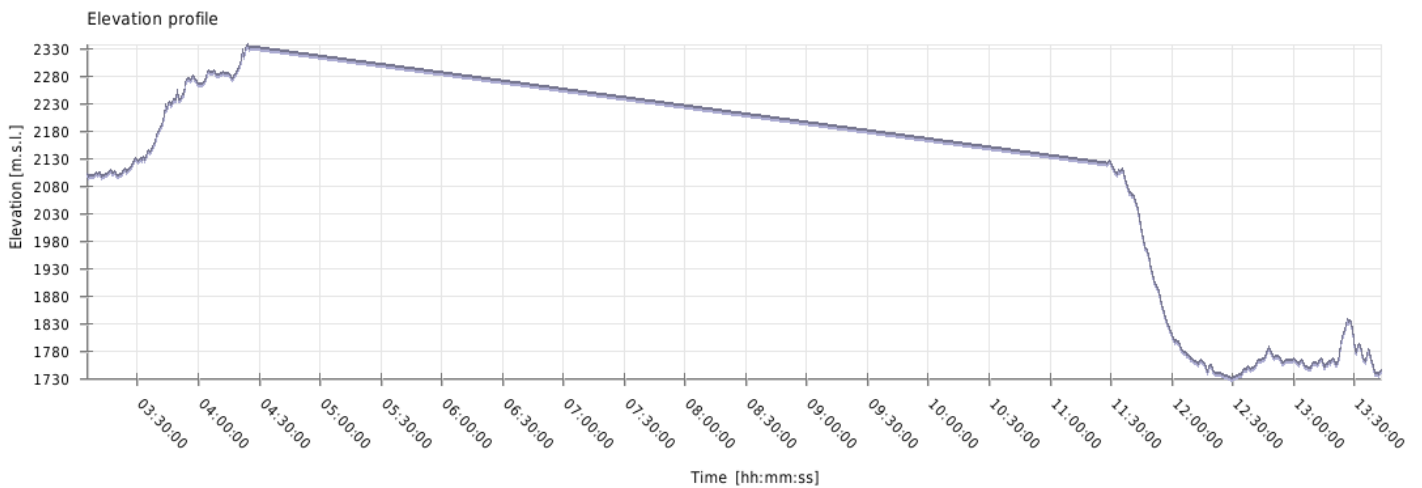
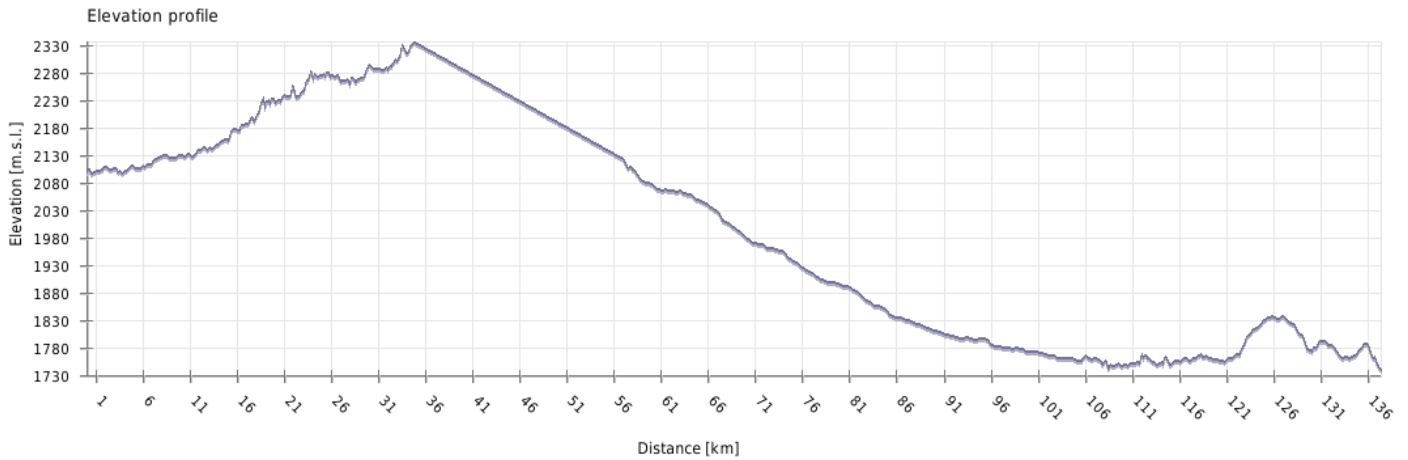
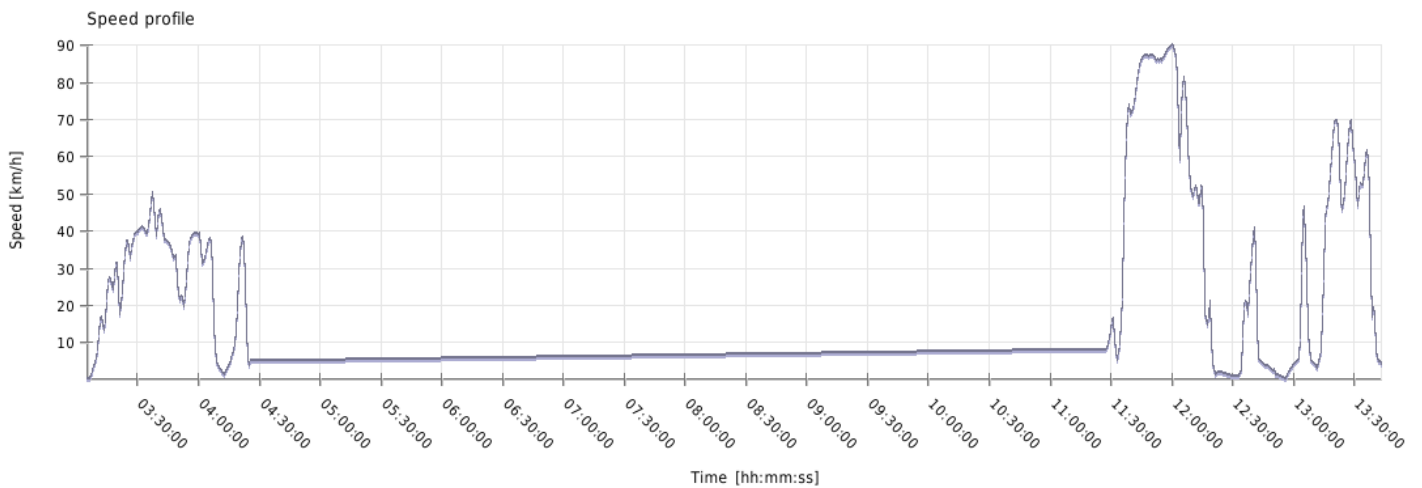
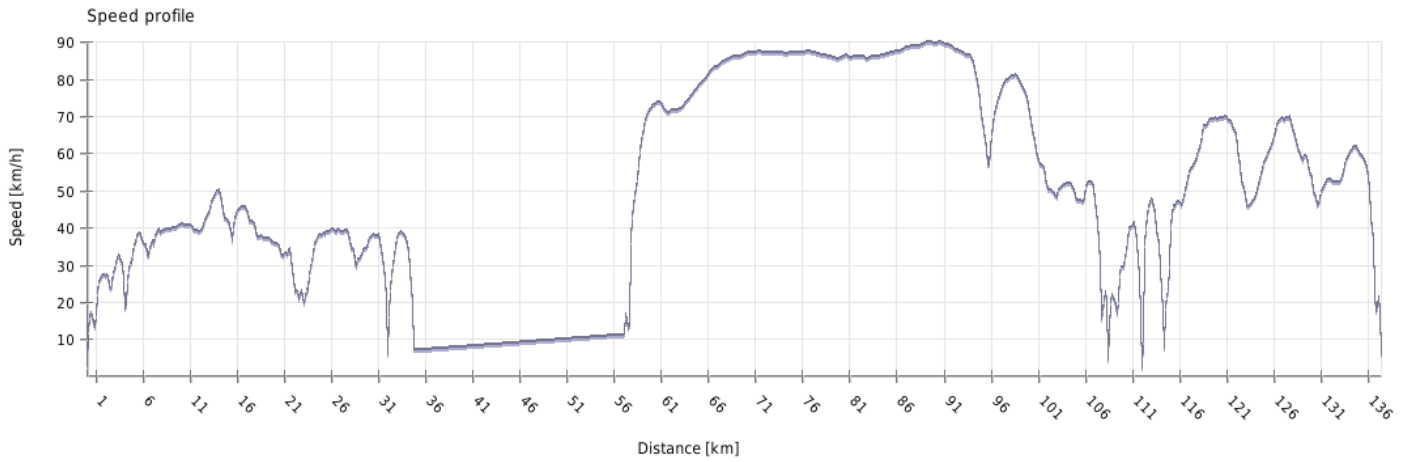


Elevation



| | |
|---------------------|---------------|
| Minimum elevation: | 1730 m.s.l. |
| Maximum elevation: | 2337 m.s.l. |
| Average elevation: | 1973.7 m.s.l. |
| Maximum difference: | 607 m |
| Total climbing: | 884 m |
| Total descent: | 1247 m |
| Start elevation: | 2107.4 m.s.l. |
| End elevation: | 1744 m.s.l. |
| Final balance: | -363.4 m |

Speed

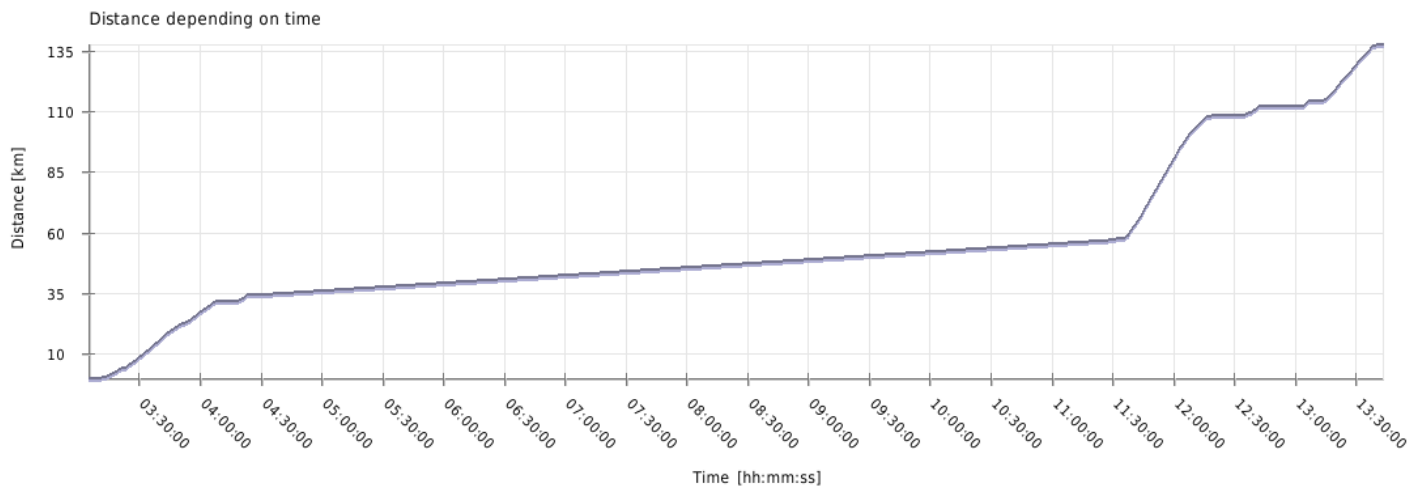


| | |
|--------------------------|-----------|
| Minimum speed: | 0.2 km/h |
| Maximum speed: | 90.1 km/h |
| Average climbing speed : | 39.5 km/h |
| Average descent speed : | 56.9 km/h |
| Average flat speed: | 37.3 km/h |
| Average speed: | 47.7 km/h |

Time

| | |
|-------------------|-------------|
| Date of track: | 14.8.2008 |
| Start time: | 03:04:23 |
| End time: | 13:43:23 |
| Total track time: | 10h 39m 00s |
| Climbing time: | 1h 28m 55s |
| Descent time: | 8h 46m 48s |
| Flat time: | 23m 17s |

Distance



| | |
|----------------------|----------|
| Total flat distance: | 137.3 km |
| Total real distance: | 137.4 km |
| Climbing distance: | 37.4 km |
| Descent distance: | 88.9 km |
| Flat distance: | 11.1 km |