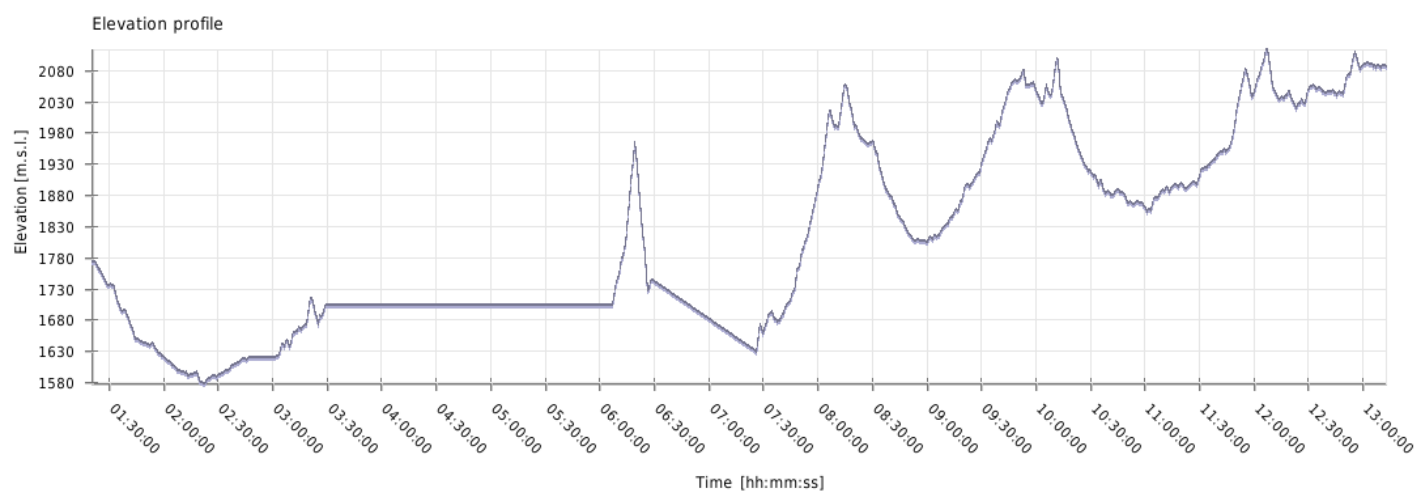
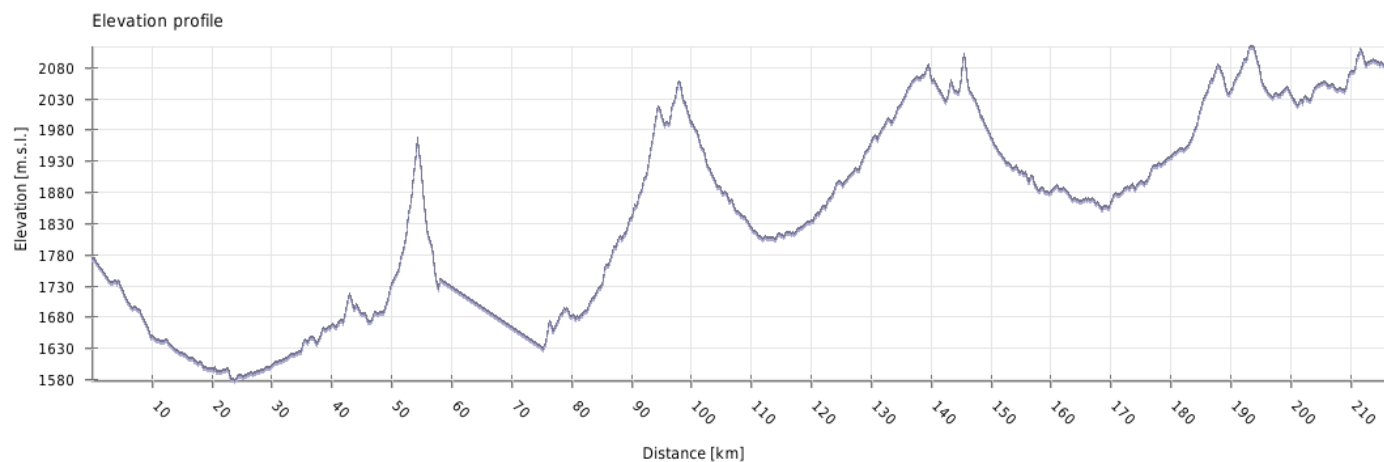
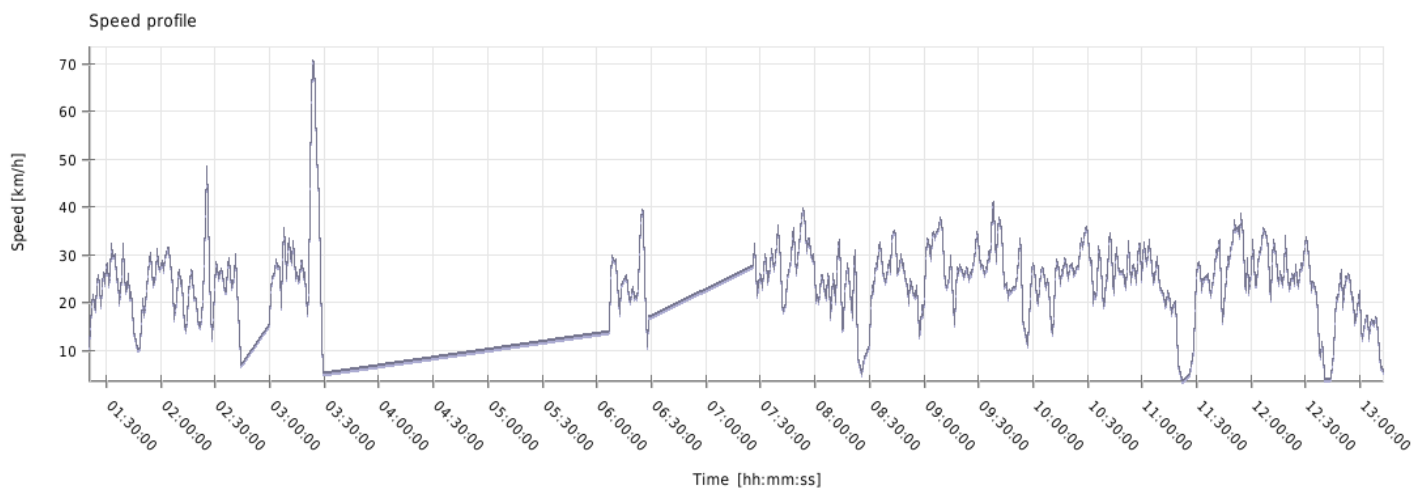
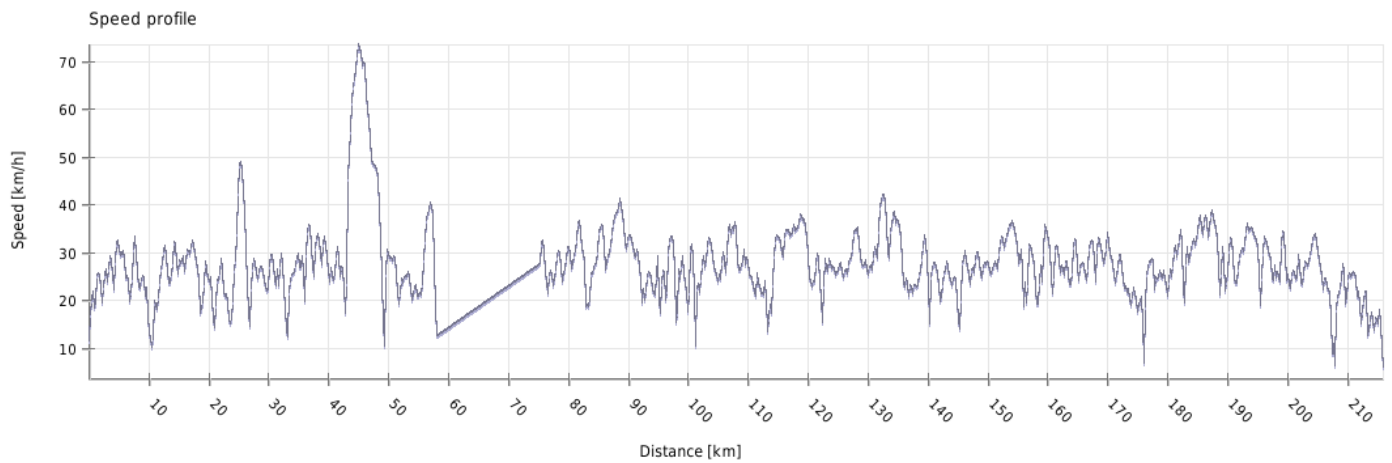


## Elevation



|                     |               |
|---------------------|---------------|
| Minimum elevation:  | 1578 m.s.l.   |
| Maximum elevation:  | 2113 m.s.l.   |
| Average elevation:  | 1869.7 m.s.l. |
| Maximum difference: | 535 m         |
| Total climbing:     | 2448 m        |
| Total descent:      | 2135 m        |
| Start elevation:    | 1772.7 m.s.l. |
| End elevation:      | 2085 m.s.l.   |
| Final balance:      | 312.3 m       |

## Speed



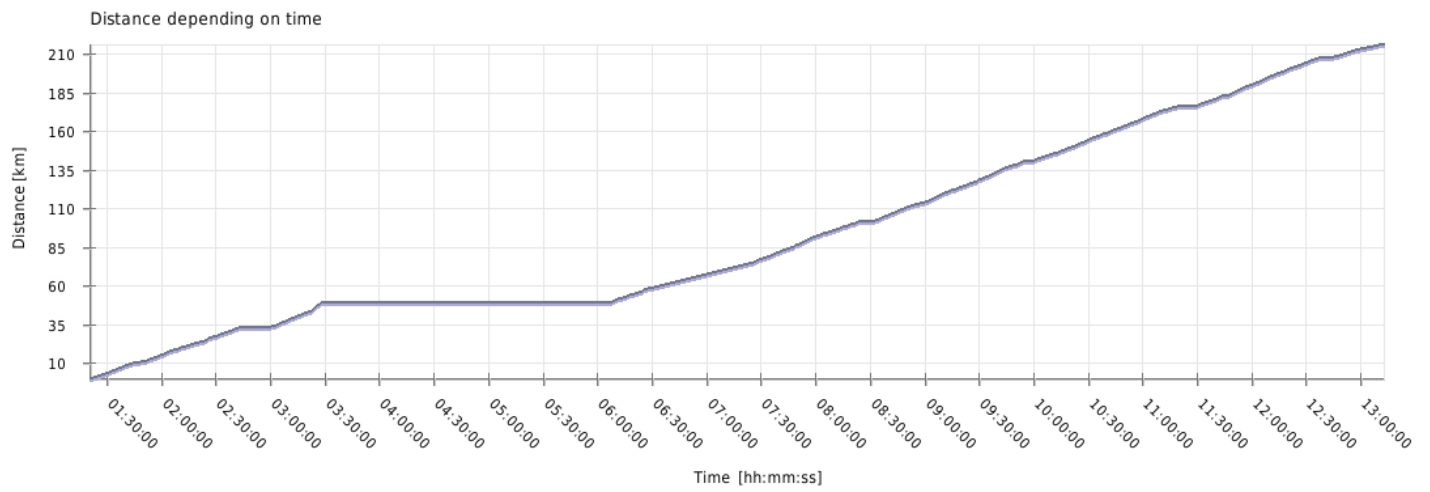
|                          |           |
|--------------------------|-----------|
| Minimum speed:           | 3.6 km/h  |
| Maximum speed:           | 73.6 km/h |
| Average climbing speed : | 27.4 km/h |
| Average descent speed :  | 24.3 km/h |
| Average flat speed:      | 24.3 km/h |
| Average speed:           | 25.4 km/h |

## Time

---

|                   |             |
|-------------------|-------------|
| Date of track:    | 31.7.2008   |
| Start time:       | 01:20:32    |
| End time:         | 13:12:49    |
| Total track time: | 11h 52m 17s |
| Climbing time:    | 3h 35m 27s  |
| Descent time:     | 6h 21m 05s  |
| Flat time:        | 1h 55m 45s  |

## Distance



|                      |          |
|----------------------|----------|
| Total flat distance: | 215.8 km |
| Total real distance: | 216 km   |
| Climbing distance:   | 83.9 km  |
| Descent distance:    | 85.8 km  |
| Flat distance:       | 46.2 km  |